



REPORT

545 E. Algonquin Rd., Arlington Heights, IL 60005

Project No. G101518786

Date: September 24, 2014

REPORT NO. 101518786CHI-054D

TEST OF ONE LED RECESSED LUMINAIRE

MODEL NO. EMO11L-LO8304ANB
LED MODEL NO. CITIZEN CLU024-1203B8-303M1A2
DRIVER MODEL NO. LTF DA15W300C2042BF-00HE

RENDERED TO

GENERATION BRANDS
7400 LINDER AVE
SKOKIE, IL 60077

TEST: Electrical and Photometric tests as required to the IESNA test standard.

STATEMENT OF LIMITATION: This report must not be used by the client to claim product certification, approval, or endorsement by NVLAP, NIST, or any agency of the federal government.

AUTHORIZATION: The testing performed was authorized by signed quote number 500506211.

STANDARDS USED: The following American National Standards or Illuminating Engineering Society of North America Test Guides were used in part or totally to test each specimen:

IESNA LM-79 - 2008: Electrical and Photometric Measurements of Solid State Lighting

DESCRIPTION OF SAMPLE: The client submitted one production sample of model number EMO11L-LO8304ANB. The sample was received by Intertek on July 29, 2014, in undamaged condition and one sample was tested as received. The sample designation was 07292014113320.

DATE OF TEST: September 19, 2014

This report is for the exclusive use of Intertek's Client and is provided pursuant to the agreement between Intertek and its Client. Intertek's responsibility and liability are limited to the terms and conditions of the agreement. Intertek assumes no liability to any party, other than to the Client in accordance with the agreement, for any loss, expense or damage occasioned by the use of this report. Only the Client is authorized to copy or distribute this report and then only in its entirety. Any use of the Intertek name or one of its marks for the sale or advertisement of the tested material, product or service must first be approved in writing by Intertek. The observations and test results in this report are relevant only to the sample tested. This report by itself does not imply that the material, product, or service is or has ever been under an Intertek certification program.

SUMMARY

Model No.:	EMO11L-LO8304ANB
Description:	LED Recessed Luminaire

Criteria	Result
Total Lumen Output (Lumens)	1056
Total Power (W)	12.40
Luminaire Efficacy (LPW)	85.16
Power Factor	0.976

EQUIPMENT LIST

Equipment Used	Model Number	Control Number	Last Date Calibrated	Calibration Due Date
Yokogawa Power Meter	WT210	146919	07/16/14	07/16/15
Omega Newport Thermometer	DPI8-C24	146920	12/04/13	12/04/14
LSI High Speed Mirror Goniometer	6440T	146928	VBU	VBU
Newport Hygrometer	iServer	146956	01/02/14	01/02/15
Elgar, AC Power Supply	CW1251P	146918	VBU	VBU
Cole-Parmer Triple Timer	94440-00	CHI0041	04/01/14	04/01/15

TEST METHODS

Seasoning in Sample Orientation – LED Products

No seasoning was performed in accordance with IESNA LM-79.

Photometric and Electrical Measurements – Distribution Method

A LSI Type C High Speed Model 6440 Mirror Goniometer was used to measure the intensity (candelas) at each angle of distribution for each sample.

Ambient temperature was measured equal to the height of the sample mounted on the Goniometer equipment. Each sample was operated at input rated voltage in its designated orientation. Each sample was allowed to stabilize for at least thirty minutes before measurements were made. Electrical measurements including voltage, current, and power were measured using the Xitron or Yokogawa Power Analyzer.

Some graphics were created with Photometrics Plus software.

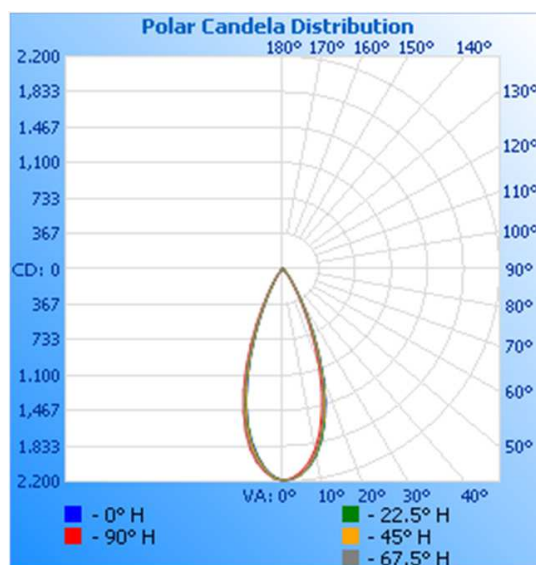
RESULTS OF TEST

Photometric and Electrical Measurements at Ambient Temperature (25°C +/- 1°C) – Distribution Method

Intertek Sample No.	Base Orientation	Input Voltage {Vac}	Input Current (mA)	Input Power (Watts)	Input Power Factor	Absolute Luminous Flux (Lumens)	Lumen Efficacy (Lumens Per Watt)
07292014113320	UP	120.0	105.9	12.40	0.976	1056	85.16

Intensity (Candlepower) Summary at 25°C - Candelas

Angle	0	22.5	45	67.5	90
0	2188	2188	2188	2188	2188
5	2137	2140	2136	2127	2106
10	1956	1954	1938	1924	1893
15	1633	1634	1608	1583	1536
20	1206	1193	1175	1133	1082
25	736	736	705	678	632
30	377	378	362	347	318
35	179	175	174	166	151
40	82	84	81	78	74
45	42	43	42	40	39
50	24	23	23	22	22
55	14	13	13	12	12
60	8	8	8	8	8
65	5	5	5	5	5
70	2	2	2	2	2
75	1	0	0	0	0
80	0	0	0	0	0
85	0	0	0	0	0
90	0	0	0	0	0



Spacing Criterion:

Spacing Criterion (0-180):	0.70
Spacing Criterion (90-270):	0.66
Spacing Criterion (Diagonal):	0.64

Coefficients Of Utilization - Zonal Cavity Method

Effective Floor Cavity Reflectance 0.20

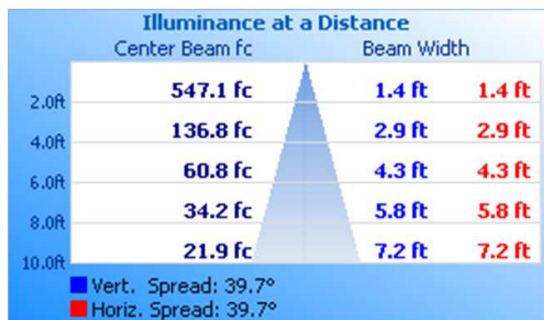
RC	80				70				50			30			10			0
Rw	70	50	30	10	70	50	30	10	50	30	10	50	30	10	50	30	10	0
0	119	119	119	119	116	116	116	116	111	111	111	106	106	106	102	102	102	100
1	114	112	109	107	112	110	108	106	106	104	103	102	101	99	98	97	97	95
2	109	105	102	99	107	103	100	97	100	98	95	97	95	93	95	93	91	90
3	105	99	95	91	103	98	94	91	95	92	89	93	90	88	91	88	87	85
4	100	94	89	85	99	93	88	85	91	87	84	89	86	83	87	84	82	81
5	96	89	84	80	95	88	84	80	87	82	79	85	81	79	83	80	78	77
6	92	85	80	76	91	84	79	76	83	78	75	81	78	75	80	77	74	73
7	89	81	76	72	88	80	75	72	79	75	71	78	74	71	77	73	71	70
8	85	77	72	69	84	77	72	68	76	71	68	75	71	68	74	70	68	66
9	82	74	69	65	81	73	69	65	73	68	65	72	68	65	71	67	65	63
10	79	71	66	63	78	70	66	62	70	65	62	69	65	62	68	65	62	61

RESULTS OF TEST (cont'd)

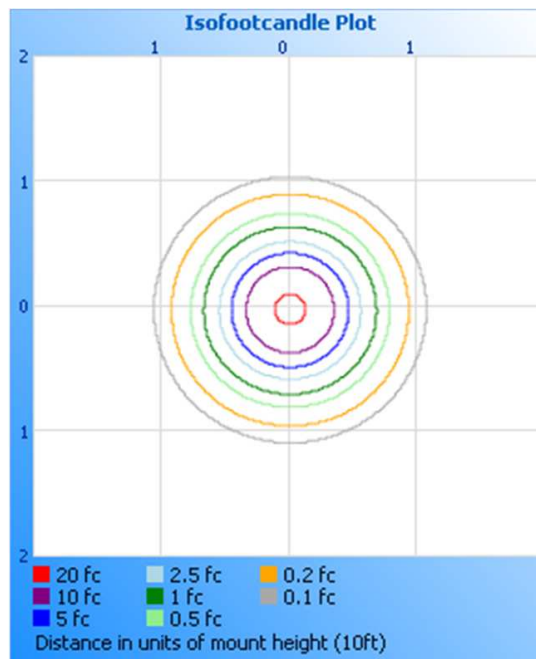
Illumination Plots

Mounting Height: 10 ft.

Illuminance - Cone of Light



Isoillumination Plot




Zonal Lumen Summary and Percentages at 25°C

Zone	Lumens	% Luminaire
0-30	904.8	85.7
0-40	1007	95.4
0-60	1051	99.5
60-90	4.9	0.5
0-90	1056	100.0
90-180	0.0	0.0
0-180	1056	100.0

Zonal Lumens and Percentages at 25°C

Zone	Lumens	% Luminaire
0-10	194.0	18.4
10-20	417.9	39.6
20-30	293.0	27.7
30-40	102.6	9.7
40-50	32.0	3.0
50-60	11.5	1.1
60-70	4.4	0.4
70-80	0.5	0.0
80-90	0.0	0.0

PICTURE (not to scale)



CONCLUSION

The results tabulated in this report are representative of the actual test samples submitted for this report only. The data is provided to the client for further evaluation. Compliance to the referenced specification requirements was not determined in this report.

In Charge Of Tests:



Kenneth Prettyman
Technician
Lighting Division

Attachment: None

Report Reviewed By:



Tim Quigley
Engineer
Lighting Division